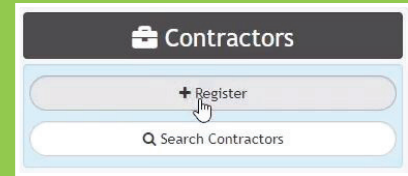


Link your Account with your CONTRACTOR LICENSE

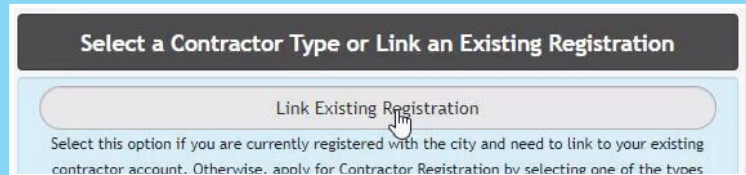
STEP 1

Once signed into your account, find the **Contractors** tile and click on **Register**



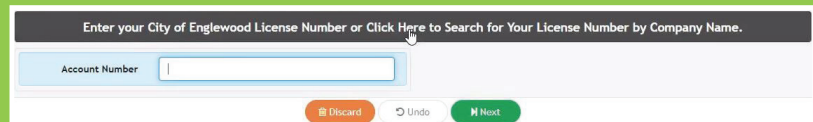
STEP 2

Select **Link Existing Registration**



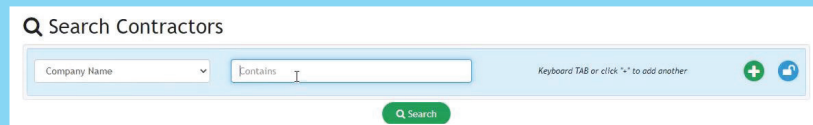
STEP 3

Select **Click Here to Search Your License by Company Name**



STEP 4

Type in your company name then select **Search**



STEP 5

Find your record number

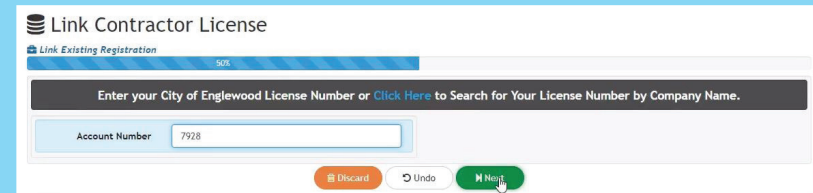


The screenshot shows a dark grey header with the text "Pro Search Results". Below it is a table with the following columns: Record No., Address, Type, Milestone, Description, and Company Name.

Record No.	Address	Type	Milestone	Description	Company Name
7928	25 N CASCADE AVE	General	ACTIVE		G.E. JOHNSON CONSTRUCTION CO. LLC
4988	7100 N BROADWAY	ED1 - HVAC	ACTIVE		SANDERS AND JOHNSON INC
3893	2650 S TEJON	General	Inactive		JOHN W REFFEL
2280	14200 E Exposition Ave	DOB - Fire Protection	ACTIVE		Johnson Controls Fire

STEP 6

Enter your record number under **Link Contractor License** on a separate tab then select **Next**



STEP 7

Your account has now been linked to your contractor license.

